

# **Tidelands Photography Club**

**JAN/FEB 2022  
PHOTOGRAPHY CONTEST**



# Tidelands Photography Club

**JAN/FEB 2022  
PHOTOGRAPHY CONTEST**



**BEGINNER  
“BOOKS”**





**Beginner**

**“Dress on the Flag”**

**Interesting image. I like the toning because it gives the image a vintage look. In my opinion this image doesn't meet the subject criteria.**

**Beginner**  
**"Joseph in Sedona"**  
**6**



**I think you captured the moment. I like that his head is position at one of rule of thirds intersection points, and that there is good separation between the subject and the background. To me, the upper right image corne,r and the book are overexposed. I think the man's face could be sharper.**





**Beginner  
"B/W History"  
9**

**Interesting topic. I'm surprised you didn't enter this image as a BW. To me, this image is sharp and has good tonality. I like how the books are arranged. My eyes move from book to book. The Brown and yellow tones complement each other.**

# Tidelands Photography Club

**JAN/FEB 2022  
PHOTOGRAPHY CONTEST**



**INTERMEDIATE  
“BOOKS”**



**Intermediate  
"Angel Among Us"  
9**



**I think this image is sharp and has good separation from the background. To me, the angel looks sad. The streaks below her eyes look like tears. The purple toning produces a cold appearance.**

**Intermediate  
"Dark Matters"  
10**



**Stephen king is always on the dark side. The image is sharp, and I like the red background. To me, I don't see any relationship with the other elements in this image**



## **Intermediate "Glory From Heaven" 10**



**The bible is always a good subject. I think the image is sharp, and like the light beam coming from above. The sun beams(dust) add interest. In my opinion, the blue light produces a cold image. I think a spiritual image should be warm.**




**Intermediate  
"Book Hoile"  
10**


**We have this same man on a bench reading a book at our local hospital. To me, this image is sharp. The snow on the man adds interest. I think the bright upper right corner is distracting and the Sign on the Bench is also distracting. To me, a nice winter background would have been nice.**



## Intermediate "Books" 10




**I like the soft lighting and the Vignette. I can see that this image is sharp throughout and made up from several well place elements. In my opinion, there are two competing images. I think the bottom image would make a stronger overall image.**



## **Intermediate “Enjoying a Book” 11**

**I think this image is sharp throughout and has nice lighting. In my opinion, the top two bookshelves don't add to the image. I think a square crop would make this image stronger.**





## **Intermediate "Love Story" 13**

**I like how the book pages form a heart and how the image fades into the background. The positioning of the pages align with the rule of thirds and the rose gives the image balance and color.**



**Intermediate**  
**"Perfect Winter Evening"**  
**13**

**Tom Clancy is one of my Favorites. This image is sharp throughout, and I like the soft lighting. To me, my eyes are led straight to the book. The mans arms form leading line into the frame. Then my eyes go up to the fireplace and over to that glass of wine. Then I notice all those Tom Clancy books and the journey starts all over again. Nice circular composition**






**Intermediate  
"Cozy Time"  
13**

**Yes, it's time to snuggle up in front of the fireplace. I like the warm lighting. It gives me a peaceful feeling. I think the image is sharp and the book leads my eyes into the image. In my opinion, the sides of the fireplace need to be straightened.**

**Intermediate**  
**"A Good Book & A Mug of Earl Grey"**  
**13**



**It looks like your ready to start reading. I like the warm lighting and how the books are arranged. The bright book pages bring my eye into the scene and from there my eyes go to the books in the background. The table edges align with the diagonals of the image and keep my eyes rotating in the scene.**



**Intermediate  
"The Book"  
14**



**To me, the candle lighting give this image a nice warm tone. I think there is just enough lighting to bring out the details in the dark areas. The four candles in the front frame the book and produce a nice orange glow on the book. In my opinion, the candle behind the book is distracting and takes away from the book.**



**Intermediate  
“Loki Learning”  
14**

**To me this image has a great story. I think the book’s title adds to the story. This image is sharp and has separation from the background. Loki is looking into the image and leads my eyes to the book. Nice image**



# Tidelands Photography Club

**JAN/FEB 2022  
PHOTOGRAPHY CONTEST**



**ADVANCED**

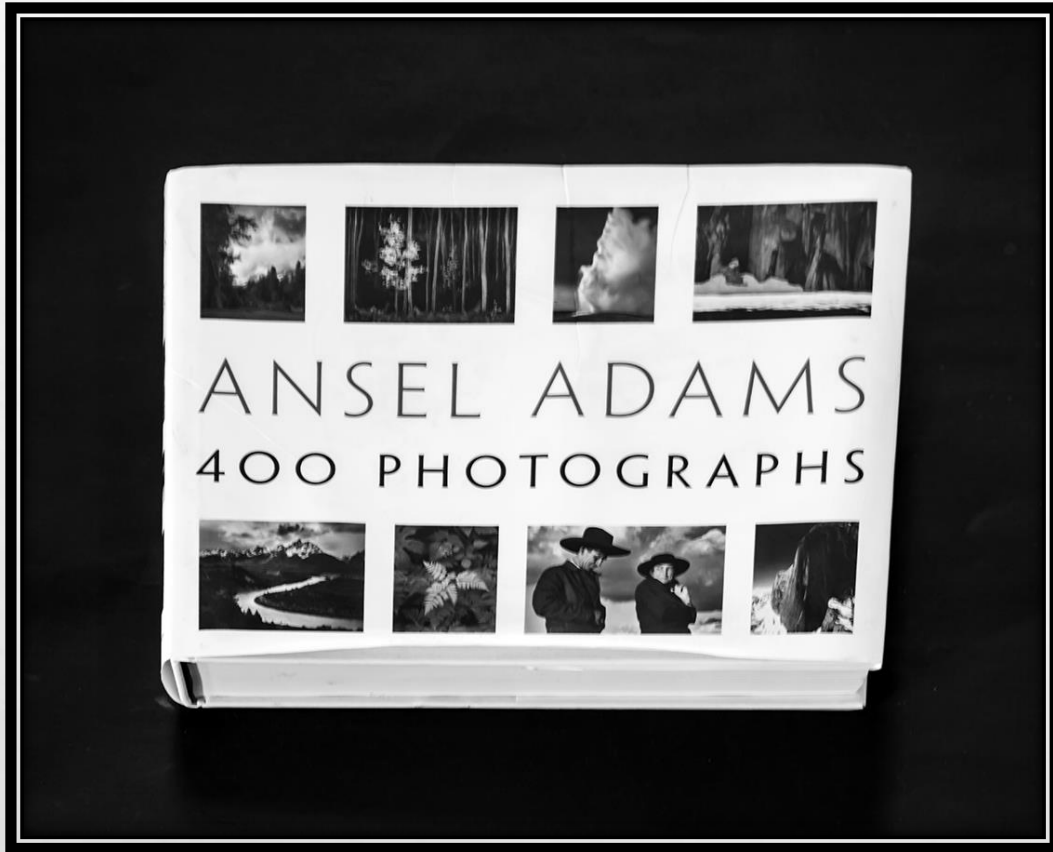
**“BOOKS”**



**Advanced**  
**“Where Dreams Take Shape”**  
**10**


**I think this image has good tonality and I like the bokeh in the background. In my opinion, I think the face should be sharper and the subject a little more off centered.**





**Advanced  
"Ansel"  
11**

**To me this image is sharp  
and has global contrast. In  
my opinion, the book is  
bull's eyed into the frame.**



## **Advanced “Algebra Made Easy” 12**

**One of my favorite subjects. I like how the books are arranged. They form an interesting pattern giving the background unique shape. The DOF produces a nice fade into the background.**





## Advanced “A Woman’s Journey of Old” 12


**I like how the books are aligned with the diagonal, and the soft blur keeps me from reading the text. In my opinion there needs to be some shadows on the background to anchor the books into the frame.**



**Advanced  
"Self Improvement"  
12**

**I think this image is sharp and has good tonality. I like how the books are arranged My eyes move from book to book. In my opinion, I think the foreground should be darker to produce more separation from the books.**





## **Advanced "Studying the Skull" 13**

**Interesting subject. I like the overall dark tone and how the lighting illuminate the skull and the background. I think the diagonal alignment of the books create a strong image.**



## **Advanced "The Book" 14**

**Nice lighting. I like the dark tone and how the candle lights the book and background. I think the candle and book are aligned with the sinister diagonal, and the book edges aligns with the baroque diagonal.**



**Advanced  
"Discovering a Kindle"  
14**



**To me, this image really tells a story. The amazement and wonder on the baby's face tells it all. I like how the lighting illuminate the baby's face and hand, and the produces a natural looking Vignette. I think the tablet aligns with thr baroque diagonal and the centered subject produces a nice composition.**

# Tidelands Photography Club

**JAN/FEB 2022  
PHOTOGRAPHY CONTEST**



**OPEN**





**Open  
"The Crossing"  
6**

**This image is out of focus. To me, it looks like it has been cropped, and it has lost a lot of pixels. When capturing an animal, try to get them waling into the frame.**



**Open  
"Little Angel"  
9**


**I think the background nicely picks up the hair color. Nice pose. I like how the background is faded into the subject. In my opinion, some of the lower portion could be cropped.**



**Open  
"Deerslayer"  
9**



**I like how the elements are arranged. My eyes go to onw and the to the next giving interest to the image. To me the soft yellow lighting pulls all the elements together. In my opinion the upper and lower left conners are distracting and the wine glass is out of focus.**



**Open**  
**"Chillin' at the Art Museum"**  
**9**

**You captured the moment The two children are concentrating on something outside. Nice reflection and view of the city. I like how the windows lead my eyes into the scene. In my opinion, the people sitting on the side with their legs hanging out should be cropped out.**





**Open**  
**"Boat Reflection"**  
**9**

**Nice blue sky. I like how the peer leads my eyes to the boat and how the sun is lighting the boat. In my opinion, this image is cropped too tight.**



**Open  
"Flower"  
9**

**To me this image has great colors. In my opinion. This image is not sharp and cropped too tight. The bright white area in the background is distracting.**



**Open  
"Southern Drive"  
10**



**Those moss covered southern hi-ways are beautiful. I like the greens and the road coming out of the lower right corner. The tattered light on the hi-way leads my eyes into the frame. In my opinion, the image seems over sharpened, and the DOF is blurring the top of the trees and the center of the image.**





**Open  
"Swirling Waters"  
10**

**Beautiful green water. In my opinion, I would like to see more of the boat. Watch your highlights. The wake behind the boat id blown out.**





**Open**  
**"Bodie Island Light"**  
**10**

**Nice soft lighting. You capture the light house at the right time of day. I like that you put the horizon in the lower part of the frame to make way for the beautiful Sky. The lighthouse leads my eyes down to the little house. Nice job**



**Open**  
**"Fawn Hiding in the Open"**  
**10**

**Cute fawn. I like how the fawn is peeking out of the frame. In my opinion, the vignette is too dark.**





**Open**  
**“Fierce Proud Beauty”**  
**10**

**I like that the eagle’s eye is sharp and it is looking out of the frame. In my opinion, the eagle is cropped too tight, and the eagle is bull eyed into the center. The background blends into the eagles chess hiding the eagles outline**



**Open  
"The Big Freeze"  
11**

**I think this is a nice creative image. The bottle is well positioned in the frame and great colors. The orange and blue are complimentary colors. Nice Job**





**Open**  
**"High Key Flowers"**  
**11**


**Nice Hi-Key image. The purple and yellow are complementary colors makes this image pop. I like that the flowers are aligned with the baroque diagonal. The floating flower in the upper left need a stem.**



**Open  
"Angel Unaware"  
11**

**I see that she is aligned with the sinister diagonal. Nice pose. I like that she is looking out of the frame. This makes me wonder what's out there. In my opinion, the textured overlay is too dark, and it should not be covering her face. It makes her face look dirty.**





**Open  
"Flamboyance"  
12**

**Nice colors. The bird's eyes are sharp and there is good separation between the bird and the background. I like the pink in the background. It complements the flamingo's colors. I'm not sure if I like the bird with legs better than having them cut off.**



**Open  
"Keeping Watch"  
12**

**Nice silhouette. In my opinion this image has good balance between the black and white. I like how the trees frame the bird.**





**Open  
"Birds of Prey"  
13**

**Nice bird in flight image. I see that the bird is sharp and there is good detail in the feathers. In my opinion, the birds Upper wing is too close the frame and the background is distracting**



**Open  
"Golden Sunrise"  
13**

**Nice sunrise. I like the golden tones and the breaking waves. The waves lead my eyes to peer and the peer leads my eyes to the beautiful sunrise. I see the peer is place on one of rule of thirds power points, and the waves add action to the image. Nice image.**





**Open**  
**"Myrtle Beach Boardwalk"**  
**13**

**To me, this is a great street photography image. This image is sharp and has great tonality. The man is placed at in the left third of the image, and he is unaware of being photograph.**



**Open  
"Model"  
13**

**Looks like the bird is giving you the eye. I like that the bird is contacting with the viewer. To me, this image is sharp and has nice tonality. I like the details on beak and feathers, and the light blue makes the yellow pop.**





**Open  
"My Resting Post"  
14**

**I think this image is sharp, I like the detail in the feathers. In my opinion, this image has a blurred background and good separation between the subject and background. To me this image show action and makes me think. What is the owl after? His eyes are focused on something.**

**Open**  
**"Winter Waterfalls"**  
**14**



**The blue tone really makes this image feel cold. I like the bright rocks in the foreground. They bring my eyes into the scene. Then my eyes move to the waterfall, and the rocks on the right side move my eyes back to the foreground. To me, the waterfalls and the rocks in the foreground are placed on the rule of thirds power points, and the curved rocks on the right give this image depth. Nice image.**